

Monday 11th January 2021

Year 3 Home Learning

Good morning, Year 3. I hope that you all had an enjoyable weekend and are ready to work hard again this week.

Please use this email address when you send in your work:

year3@handale.rac.sch.uk

There are 3 zoom calls scheduled throughout the day and these will happen at the same time every day. These Zoom calls are for when you need support with your work so you do not need to join the call if you are getting on ok. I have recorded some videos to help you with your work today so please use these when mentioned in this document.

Here is today's home learning.

9am	9:30	10:00	10:30	11am	11:30	12pm	1pm	1:30	2:00pm	2:15	3pm
Spelling	Geography	Zoom drop-in	Break	Maths	Maths Zoom drop-in	Dinner	Reading	SPAG	Art	Afternoon zoom drop-in	Story Time

10:00 Zoom meeting

<https://zoom.us/j/95685637997?pwd=OHY0bFhMTHdtOG5XVlVaL1dxY2RNdz09>

Meeting ID: 956 8563 7997

Passcode: 4d4MKD

11:30 Zoom meeting

<https://zoom.us/j/92202827726?pwd=ZXkxZlhxSkJTN3NkSVl6WlJKczBydz09>

Meeting ID: 922 0282 7726

Passcode: 44ZKns

2:15 Zoom Meeting

<https://zoom.us/j/92980257859?pwd=Zmw4Z1pFbktQYUN4aDdOcWhqdIZxQTO>

9

Meeting ID: 929 8025 7859

Passcode: k5xjZc

Spelling

Here are the spellings for this week:

Mrs Porter's group:

Spelling rule 1: The prefix auto. Auto means self or own.

autograph, autobiography, automatic, autopilot, autopsy, automobile

Spelling rule 2: The prefix in. This can mean either in or not.

input, inset, insane, indoors, inform

Mrs Robinson's group:

Spelling rule: u sound spelt ou

Young, touch, double, trouble, country, young, enough, couple, cousin, rough, tough, southern

Children know which spelling group they are in but if they want to learn both sets, I am happy with that 😊

Spelling Activity

1. Write down each word with its definition. If you are not sure, use a dictionary or online dictionary to clarify the meaning.
2. Underline the spelling rule in the spellings
3. Ask an adult to test you on 5 of the spellings. How did you do?

Geography

Today we will be continuing with our Extreme Earth theme. Please watch the Year 3 geography video which explains our learning and tasks.

If you have access to a printer, you can print the following sheet.

If you do not have access to a printer, do not worry. I explain how you should set out your work in the video.

<https://youtu.be/G2Kk-XfLPaM>

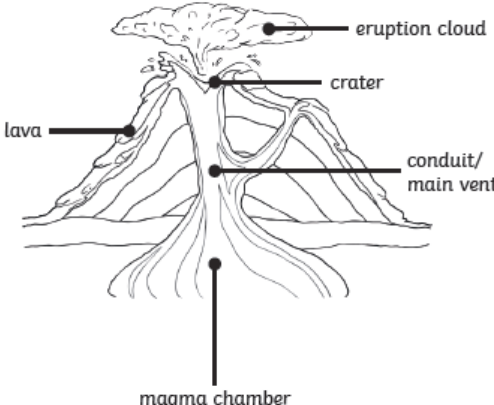
Activity 1:

To explain how volcanoes are formed.

1

P_____ builds up inside the E_____.

Complete the sentences describing a volcano's life.



eruption cloud

crater

lava

conduit/
main vent

magma chamber

2

This then affects the Earth's c_____, so that m_____ can sometimes e_____ through it.

3

The l_____ and a _____ that are e_____ through the crust build up to form the classic volcano c_____ shape over time.

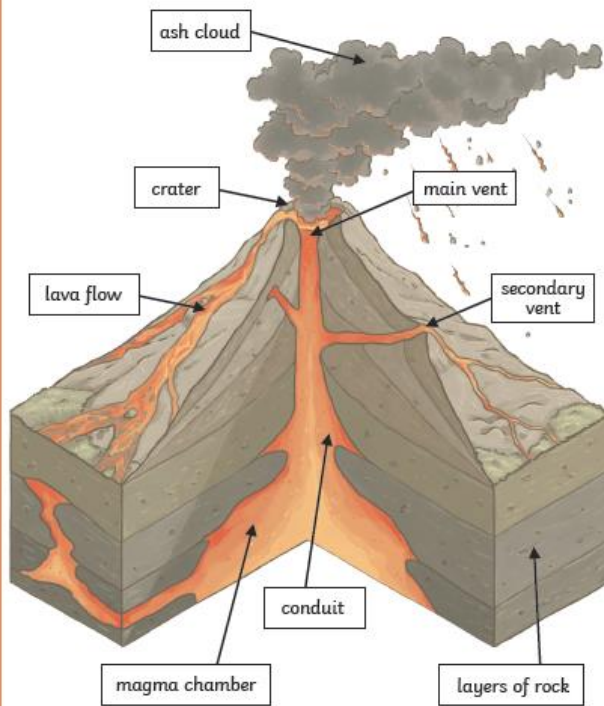
4

This process is happening all the time!

Activity 2:

Using the internet, research the parts of a volcano.

Volcano Cross-Section



Maths Meeting

Counting in 10s, 50s and 100s.

Fill in the missing numbers:

Count forward in 10s

10, 20, __, 40, __, __, 70, 80, __, 100

80, 90, __, 110, __, __, 140, __

Count forwards in 100s

100, 200, __, 400, __, __, 700, __, 900, __

Count forwards in setps of 50

50, 100, __, 200, 250, __, __

500, 550, 600, __, 700, __, __, 850, 900

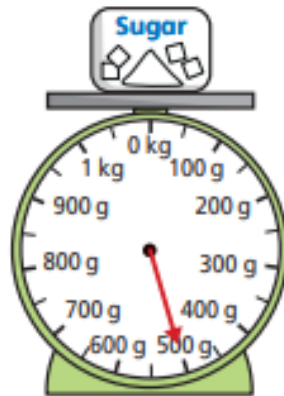
Maths

Today in maths, we will be starting a new unit on mass.
Please watch the YouTube video and then complete the activities below in your
maths books.

https://youtu.be/QfF6w_2zFgQ

1 What is the mass of each object?

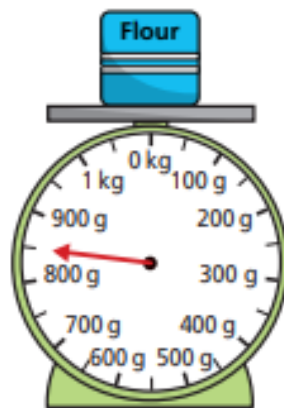
a)




c)



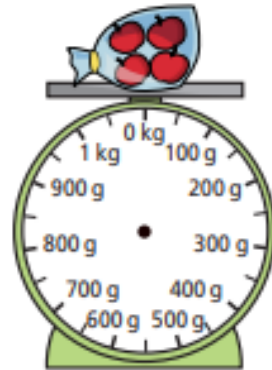
b)



d)

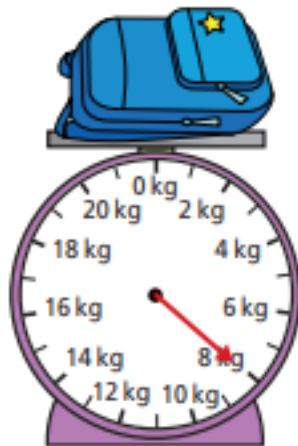


2 Tom weighs some apples.
The apples weigh 650 g in total.
Draw an arrow on the scales to show the weight of the apples.

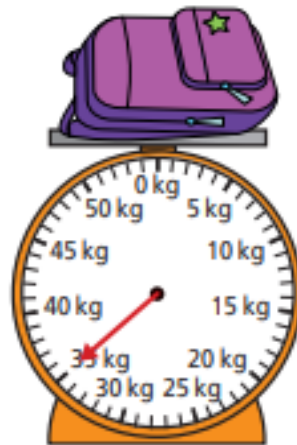


3 What is the mass of each bag?

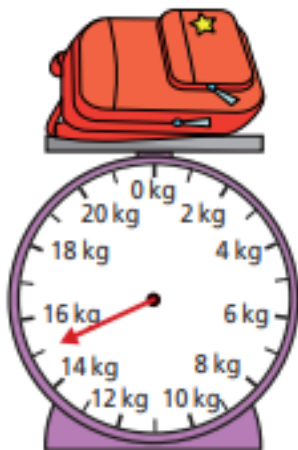
a)



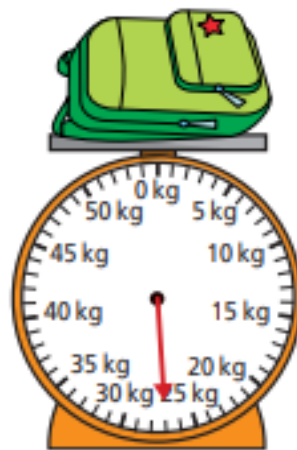
c)



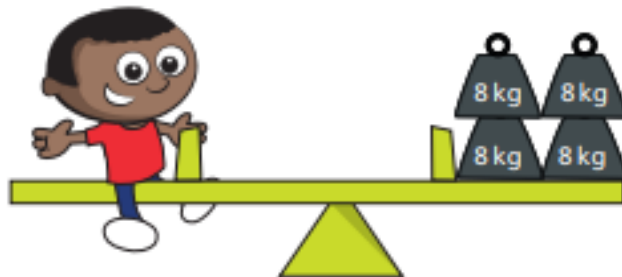
b)



d)

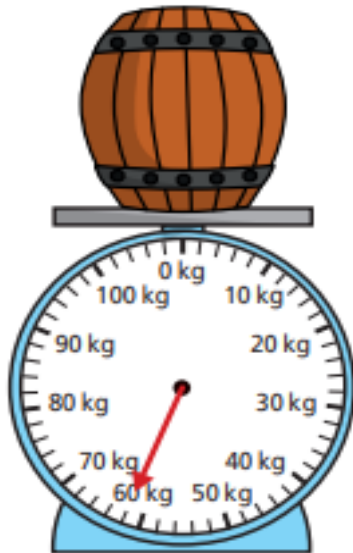


4 How many kilograms does Mo weigh?

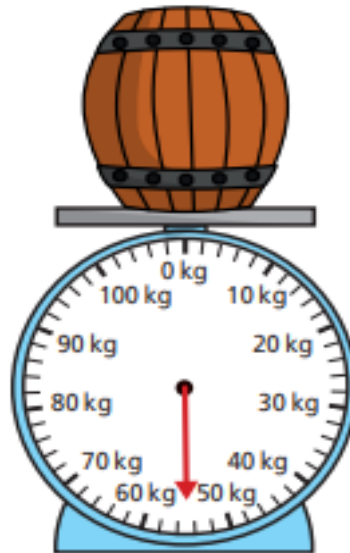


5 What is the mass of each barrel?

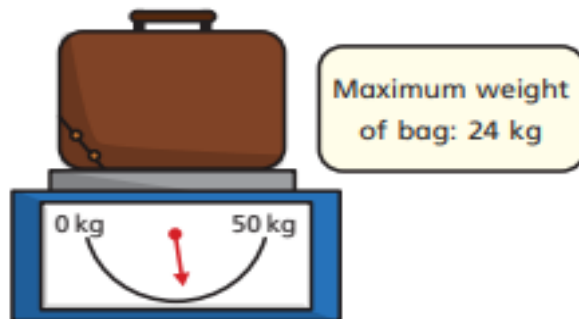
a)



b)



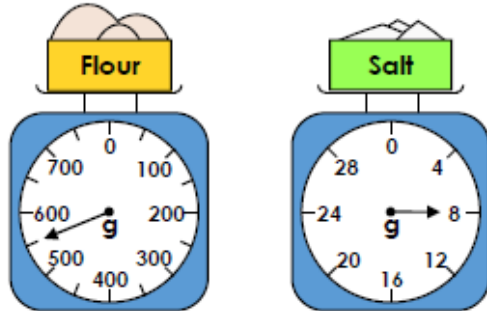
6 The Khan family is going on holiday.
Their luggage is weighed at the airport.



Can the family take this suitcase with them?
Why do you think this?

Challenge:

5a. Reema is making a bread. She needs 650g of flour and 10g of salt.

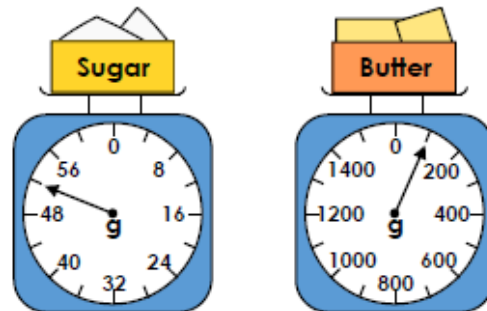


How much more of each ingredient does she need?



PS

5b. Jackson is making biscuits. He needs 60g of sugar and 200g of butter.

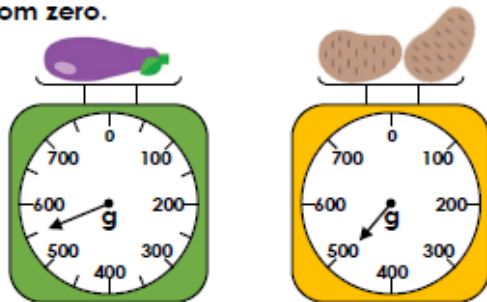


How much more of each ingredient does he need?



PS

6a. Steph is weighing different items. She says the potatoes are heavier because the arrow on the scale is further away from zero.

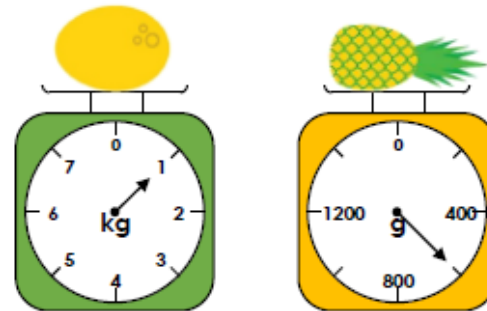


Is she correct? Explain how you know.



R

6b. Sean is weighing different items. He says the melon is lighter because the arrow on the scale is closer to zero.



Is he correct? Explain how you know.



R

Reading

Read the following text yourself before watching my YouTube video.
If you find reading some words tricky, ask an adult for help.

<https://youtu.be/97FFljCNq-s>

LIGHTNING STORMS STAGE 3

Lightning is caused by the rapid discharge of electricity during a storm. Many small bits of ice within a thundercloud rub together and build up an electric charge. When the charge builds up enough, it creates a path for the electricity to pass from the ground up to the cloud. That's right, the lightning that we see is actually travelling up to the cloud, not down!

TEMPERATURE OF A BOLT
50,000°F
5X HOTTER THAN THE SURFACE OF THE SUN



HOW MANY STRIKES?
AROUND THE WORLD, THERE ARE
50 BOLTS PER SECOND
4 MILLION PER DAY
1.4 BILLION PER YEAR



HOW MUCH ELECTRICITY?
UP TO 1,000,000,000 VOLTS
ENOUGH TO POWER
HUNDREDS
OF HOMES FOR A DAY



STRIKE, YOU'RE OUT

Lake Maracaibo in Venezuela is the most struck part of Earth.

Warm and cold air combine to form a phenomenon called Catatumbo Lightning. The area around the lake is struck by lightning an average of 280 strikes per hour, for ten hours a day!



LIGHTNING NEVER STRIKES TWICE

In 2020, the Guinness world record for the most number of lightning strikes on one person was held by Roy Sullivan. Roy worked as a park ranger in the United States. He survived being struck by lightning on seven different occasions!



Task 1: Locate these words in the text and read the sentences they are in to ensure that you understand them.

discharge - when something is released

combine - when more than one thing joins together

phenomenon - a rare or important fact or event

temperature - how hot or cold something is

Task 2: If there are any more words you need to clarify, use an online dictionary to help.

Task 3:

RETRIEVAL FOCUS

1. How hot can a bolt of lightning get?
2. Roughly, how many bolts of lightning strike the Earth each year?
3. Where in Venezuela is most struck by lightning?
4. What was Roy Sullivan's job?
5. How many houses could be powered by one bolt of lightning?

SPAG

Using the following conjunctions, fill in the gaps in the sentences so that they make sense. You don't need to use all of the conjunctions.

and, but, so, or, when, before, after, while, because

I blew out the candles _____ it was my birthday.

Mary wanted to go on the new rollercoaster _____ she wasn't tall enough.

I washed my plate _____ I had finished my tea.

I brush my teeth _____ I go to bed.

Amazingly, John won the race _____ he received a medal.

_____ it started to rain, I used my umbrella.

Challenge 1: Were there any sentences where more than one conjunction could have been used and the sentence still would have made sense. Which ones?

Challenge 2: Identify which of the sentences are compound sentences and which are complex.

Remember: Compound sentences include 2 main clauses joined by a coordinating conjunction.

Complex sentences include a main clause and a subordinate clause. They also include a subordinating conjunction.

Art

This term in art, we will be focussing on the Great Wave. This art work was created by a famous Japanese artist named Hokusai sometime between 1829 and 1833.



Your task for this week is to draw the Great Wave. You may wish to practice elements of the art work before drawing the full piece.

Focus on one layer of the image at a time.

You can watch a video of someone drawing the great wave in detail here:

https://www.youtube.com/watch?v=O0BgKCm_R9k

Please do not colour your drawing. Keep it safe for next week.

Story

Enjoy a story from home or use the following link to download a free eBook to enjoy.

<https://www.oxfordowl.co.uk/for-home/find-a-book/library-page/>

Which story have you been enjoying at home? We would love to hear about the stories you share.

Well done for completing today's home learning. Remember to send me your work.

Email work to year3@handale.rac.sch.uk

