

Friday 14th January 2021

Year 3 Home Learning

Good morning, Year 3. You have impressed us with your hard work this week. If you haven't sent your work in yet, please make sure you do today.

Remember to email your work to:

year3@handale.rac.sch.uk

There are 3 zoom calls scheduled throughout the day and these will happen at the same time every day. These Zoom calls are for when you need support with your work so you do not need to join the call if you are getting on ok. I have recorded some videos to help you with your work today so please use these when mentioned in this document.

Here is today's home learning.

9am	9:30	10:00	10:30	11am	11:30	12pm	1pm	1:30	2:15pm	2:15	3pm
Spelling	English	Zoom drop-in	Break	Maths	Maths Zoom drop-in	Dinner	Reading	MFL	Child directed time	Afternoon zoom drop-in	Story Time

10:00 Zoom meeting

<https://zoom.us/j/95685637997?pwd=OHY0bFhMTHdtOG5XVlVaL1dxY2RNdz0>

9

Meeting ID: 956 8563 7997

Passcode: 4d4MKD

11:30 Zoom meeting

<https://zoom.us/j/92202827726?pwd=ZXkxZlhxSkJTN3NkSVl6WlJKczBydz09>

Meeting ID: 922 0282 7726

Passcode: 44ZKns

2:15 Zoom Meeting

<https://zoom.us/j/92980257859?pwd=Zmw4Z1pFbktQYUN4aDdOcWhqdIZxQT0>

9

Meeting ID: 929 8025 7859

Passcode: k5xjZc

Spelling

Here are the spellings for this week:

Mrs Porter's group:

Spelling rule 1: The prefix auto. Auto means self or own.

autograph, autobiography, automatic, autopilot, autopsy, automobile

Spelling rule 2: The prefix in. This can mean either in or not.

input, inset, insane, indoors, inform

Mrs Robinson's group:

Spelling rule: u sound spelt ou

Young, touch, double, trouble, country, young, enough, couple, cousin, rough, tough, southern

Today it is time for your spelling test.

If you would like to have 10 minutes practice before you get started that is fine. Just remember no peeking while you are being tested.

Once you are ready to be tested ask someone in your house to read each word to you while you write them down. Just like we do in class. Once you email them to me, I will mark them and tell you your score.

SPAG and Handwriting

Task 1

I would like you to improve the sentences below. You could start them in different ways, use better adjectives, make the sentence compound or complex or even make it into a sentence of 3.

1. The big volcano erupted.
2. The children ran down the street.
3. The small mouse ate the cheese.
4. The pig jumped in the mud.

Task 2

I would like you to practice handwriting.
Please follow the youtube link to watch the video.

<https://youtu.be/Ve36xi4pcog>

English

Today in English, you will be writing a description of Pompeii just before Vesuvius begins to erupt

using the ideas you have generated this week.

Please watch the video and then follow the instructions.

<https://youtu.be/7QITjmMuVWs>

For your writing, I would like you to follow the structure below.

Tranio stepped outside his creaky door and looked around.

- A sentence that includes a sentence of 3

- A sentence that includes a subordinating conjunction (because, when, after, while, when,

before)

- A sentence that uses a simile

- A sentence that includes a coordinating conjunction (and, but, so, for, or)

At least 2 of your sentences should start with a fronted adverbial /phrase. You have a list of these in

yesterday's pack.

Finally at least 1 sentence of your own choosing, which I would like to describe the volcano erupting.

Think about how you could describe the lava, the sky darkening and the noises you would hear.

Remember this is a description so you need to use a range of adjectives so that the reader can

imagine what you are describing.

Maths Meeting


For our maths meeting today, I would like you to see how quickly you can answer the number bonds questions below. If you can, ask someone to time you using a timer on their phone. If not, you could use a clock to get an approximate time.

1. $4 + \quad = 10$
2. $8 + \quad = 20$
3. $5 + \quad = 20$
4. $11 + \quad = 20$
5. $7 + \quad = 10$
6. $6 + \quad = 20$
7. $4 + \quad = 20$
8. $9 + \quad = 10$
9. $1 + \quad = 10$
10. $19 + \quad = 20$
11. $4 + \quad = 20$
12. $2 + \quad = 20$
13. $15 + \quad = 20$
14. $17 + \quad = 20$
15. $4 + \quad = 10$
16. $14 + \quad = 20$
17. $6 + \quad = 10$
18. $18 + \quad = 20$
19. $13 + \quad = 20$
20. $7 + \quad = 20$

Please follow the youtube link below to watch the video explaining today's maths.

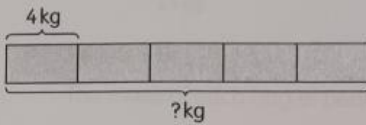
<https://youtu.be/OxPwn4m-gw>

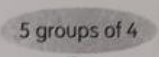
Task 1


Let's Learn! 

Multiplication and division of mass

1 Hardeep buys 5 bags of flour.
The mass of each bag of flour is 4 kg.
What is the mass of the 5 bags of flour?

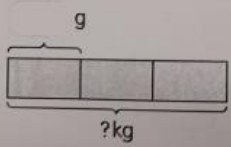


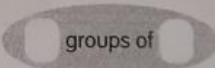





$5 \times 4 = 20$
The mass of the 5 bags of flour is 20 kg.

2 Farha has 3 bracelets.
The mass of each bracelet is 9 g.
What is the mass of the 3 bracelets?





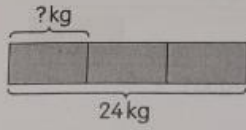


=

The mass of the 3 bracelets is g.

173

- 3 Omar buys 3 bags of pears.
The mass of the 3 bags of pears is 24 kg.
Each bag has the same mass.
What is the mass of each bag of pears?



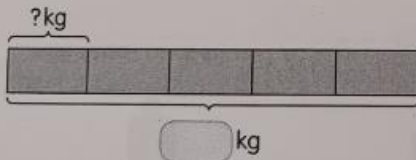
$$3 \times 8 = 24$$



$$24 \div 3 = 8$$

The mass of each bag of pears is 8 kg.

- 4 The mass of 5 bags of sand is 30 kg.
Each bag of sand has the same mass.
What is the mass of each bag of sand?



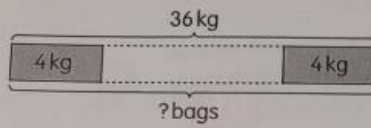
$$5 \times \square = 30$$



$$\square \div \square = \square$$

The mass of each bag of sand is kg.

- 5 Mr King bought some bags of potatoes.
The total mass of the potatoes was 36 kg.
Each bag of potatoes had a mass of 4 kg.
How many bags of potatoes did Mr King buy?




$$\square \div \square = \square$$

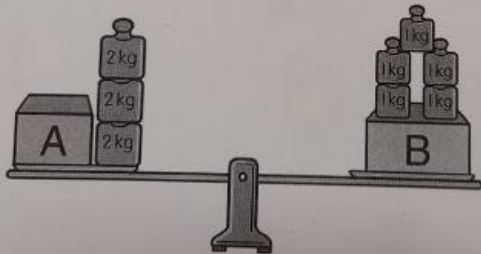
Mr King bought bags of potatoes.

Practice Book 28, p. 97

Put On Your Thinking Caps!



6



- a Which box is heavier?
b How much heavier?

Practice Book 28, p. 99

Challenge 1:

Harry has 6 bags of apples and each weighs 4kg.

Adam has 3 bags of apples and each weighs 8kg.

Harry says that the total weight of his apples is more than Adam's but Adam says that he weighs more. Who is correct? Explain your answer.

Challenge 2:

Write your own division or multiplication questions for me to answer.

Reading

Today is our reading for pleasure session. I would like you to choose a story from home or use the following link to download a free eBook to enjoy.

<https://www.oxfordowl.co.uk/for-home/find-a-book/library-page/>

Once you have read the book, I would like you to write 5 questions for someone to answer about the text. I would like your questions to be retrieval questions. (These are questions where the answers can be found in the text and you just need to retrieve them) You could include the page number where the answer can be found.

If you can, ask someone at home to try to answer your questions. Did they answer correctly? Were they able to retrieve the answers?

MFL (French)

We have already begun to learn numbers to 20 in French. Can you remember any? Try to say them to someone in your house. Now watch the video and try to learn the numbers to 20.

[Les chiffres et les nombres de 1 a 20 - alain le lait \(French numbers from 1 to 20\) - YouTube](#)

Task 1

Learn the numbers to 20 and say them to someone in your house. You could record a quick video to show me.

Task 2

Can you calculate the answers in French?

1. Deux + trois =
2. Quatre + trois =
3. Neuf + six =
4. Dix-neuf – quinze =

Child Directed Time

This week for child directed time I have included some activities that I enjoy doing with my children and thought that you might enjoy doing with your family. Some of them use things that you might have at home and others just need you and your family. You could choose one of my ideas or if you prefer you could choose a different activity that you like to do with someone in your household. Just make sure to enjoy yourselves.

Sock bubbles

You will need:

- A bottle
- A sock
- An elastic band or string or a hair bobble
- Scissors
- A bowl
- Washing up liquid
- Water

1. Ask your adult to cut the bottom off an empty bottle
2. Put the sock over the bottom of the bottle. (like you would put the sock on your foot)
3. Secure the sock with the elastic band.
4. Mix some washing up liquid and water in a bowl.
5. Dip the sock end of the bottle in the soapy mixture.
6. Blow in the top of the bottle. (Where you would usually drink from)



How long can you make your bubble?

Make a rainbow.

You will need:

- A packet of skittles
- A plate
- Water

1. Place the skittle around the outside of a plate.
2. Add water to the plate so that the water covers the skittles to about half-way up.
3. Watch the rainbow.

Floating and Sinking

You will need:

- A bowl of water.
- Waterproof objects from around the house.

1. Place the bowl of water in front of you.
2. Put objects that you think will float at one side of the bowl and ones you think will sink at the other.
3. Take turns to put an object in the bowl.
4. Did it float or sink? Were you all correct?

Play, would you rather?

Ask each other would you rather questions. Here are some examples:

- Would you rather be a bird that can't fly or a fish that can't swim?
- Would you rather be a pilot or a pirate?
- Would you rather play in the sunshine or play in the snow?
- Would you rather jump in a pool of marshmallows or a pool of candy floss?

Go for a walk.

Have a nice walk with your family. Look at all of the wildlife around you. Can you spot any animals? You could collect leaves, rocks or shells and make a picture with them when you get home.

Story

Enjoy a story from home or use the following link to download a free eBook to enjoy.

<https://www.oxfordowl.co.uk/for-home/find-a-book/library-page/>

Which story have you been enjoying at home? We would love to hear about the stories you share.

Well done for completing today's home learning. We are sure that you have all worked very hard. Please remember to ask an adult to send us pictures of your work so we can see how you have been getting on.

Mrs Porter and Mrs Brodie

Enjoy the weekend!